

## Threaded Thermowells

### FEATURES

- One piece bar stock construction
- Stamped with mil traceable material and heat number
- Testing and certifications including Wake Frequency Calculations per ASME PTC 19.3 TW-2016
- Standard or customized shank dimensions

### TYPICAL USES

- Chemical and petrochemical plants
- Water and wastewater temperature control
- Pharmaceutical / Biotech
- Food and beverage



**Threaded Thermowells**  
1/2", 3/4", 1" threaded sizes

### SPECIFICATIONS

Shank Style:	Tapered, straight, or stepped
Process Connection Size:	1/2, 3/4, or 1 NPT Male
Instrument Connection:	1/2 NPSM or 1/2 NPT Female
Bore Size:	0.260" or 0.385"
Surface Finish:	16-32 Ra
Lagging:	2" if U-dimension is <3" 3" if U-dimension is >3"
Cap & Chain:	Brass, stainless steel

**TABLE 1**

OPTIONS	CODE
Stamp tag number on thermowell	NF
SS tag wired to thermowell	NH
Hydrostatic test-internal	W9
Clean for oxygen service	6B
Wake frequency calculation	W5
Material origin restriction	UM

### Certificates

Certificate of conformance (per order)	CD-1A
Physical and chemical material test report (MTR's)	W6
Positive material identification (PMI), N/A on carbon steel	MQ
NACE certificate of compliance	CD-5

### KEY BENEFITS

- Protects instrument against corrosive effects and physical damage caused by media flow
- Permits instrument interchange or calibration check without disturbing/closing down the process
- Tracing of material origin for quality assurance and control

**TABLE 2**

MATERIALS	CODE
304 SS	C
316 SS	S
Monel®	M
Hastelloy B/C	G/H
Carpenter 20	D
Chrome Moly F11/F22	FA/FB
Duplex 2205 S/S	J
Super Duplex S32750	SD
Iconel 600	W
Titanium	TI
Carbon Steel	B

# Data Sheet

## Threaded Thermowells

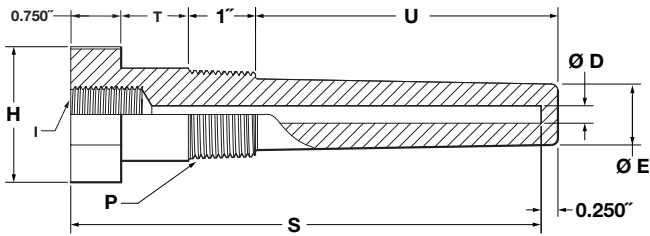
<b>ORDERING CODE</b>	Example:	75	W	0250	L	H	T	260	S	2	XNH	L0350
<b>P-Process Connection Size</b>												
50 - ½ NPT (N/A with U of 0162)												
75 - ¾ NPT Male 75												
10 - 1 NPT Male												
<b>Thermowell</b>												
W - Thermowell W												
<b>U-Process Insertion Length</b>												
0162 - 1½" (Available only with "M" Process Conn. Type & N/A with ½ NPT)												
0250 - 2½" 0250												
0450 - 4½"												
0750 - 7½"												
1050 - 10½"												
1350 - 13½"												
1650 - 16½"												
1950 - 19½"												
2250 - 22½"												
<b>I-Instrument Connection</b>												
Blank - ½ NPSM												
2 - ½ NPT Female												
<b>T-Lagging</b>												
Blank - No lagging												
L - Lagging (For special lag length, see below) L												
<b>Shank Type</b>												
H - Tapered (N/A with U dimension 0162) H												
S - Straight												
R - Stepped (N/A with U dimension 0162)												
<b>Process Connection Type</b>												
T - NPT Threaded T												
M - Limited space threaded used with 1½" U only												
<b>D-Bore Diameter</b>												
260 - 0.260" 260												
385 - 0.385"												
<b>Material</b>												
AA - Brass												
B - Carbon steel												
C - 304 SS												
S - 316 SS S												
<b>Cap and Chain</b>												
Blank - No cap and chain												
1 - Brass												
2 - SS 2												
<b>Options (see Table 1 on page 1 for additional options (If choosing an option(s) must include an "X")</b>												
NH - SS tag wired to thermowell X__ NH												
<b>Special Lagging Length</b>												
L - Lagging length x 100 (ex: 3.5" x 100 = L0350) L0350												

# Threaded Thermowells

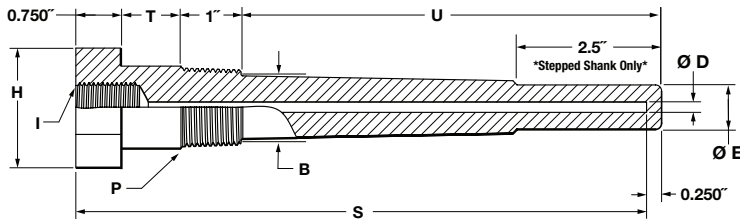
## DIMENSIONS

For reference only, consult Ashcroft for specific dimensional drawings

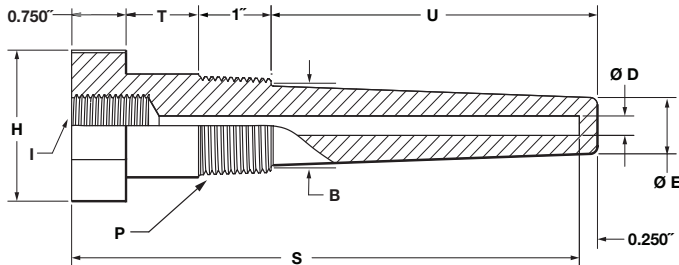
### Threaded Straight Thermowell



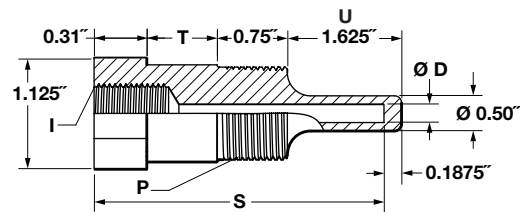
### Threaded Stepped Thermowell



### Threaded Tapered Thermowell



### Limited Space



#### Threaded Straight - 0.260" & 0.385" Bore

P	H	E 0.260" Bore	E 0.385" Bore
1/2"	1.125"	0.50"	0.625"
3/4"	1.125"	0.50"	0.765"
1"	1.375"	0.50"	0.765"

#### Threaded Stepped - 0.260" & 0.385" Bore

P	H	B	E 0.260" Bore	E 0.385" Bore
1/2"	1.125"	0.625"	0.50"	—
3/4"	1.125"	0.75"	0.50"	0.625"
1"	1.375"	0.875"	0.50"	0.625"

#### Threaded Tapered - 0.260" & 0.385" Bore

P	H	B	E 0.260" Bore	E 0.385" Bore
1/2"	1.125"	0.625"	0.50"	—
3/4"	1.125"	0.875"	0.625"	0.766"
1"	1.375"	1.06"	0.625"	0.766"

#### Thermowell Legend

I - Instrument connection (1/2" NPSM is standard)

P - Process connection

T - Lag dimension when required

B - Root OD

E - Tip OD

D - Bore diameter

U - Insertion depth

S - Instrument stem length or bore depth

H - Hex size